

Invesco EQV International Equity Fund

A: AIEX | R6: IGFRX | Y: AIYX

Why invest in this fund

- Investment continuity.**
Our experienced investment team has managed the fund through a diverse range of market environments since 1992.
- Quality focus.**
We manage the strategy with a quality growth approach focused on valuation which we believe is a key differentiator from peers.
- Consistent approach.**
The fund adheres to a strict bottom-up, long-term EQV investment process that results in a portfolio that is differentiated from its benchmark.

Top issuers

(% of total net assets)

Investor AB	3.37
Broadcom Inc	3.22
Wal-Mart de Mexico SAB de CV	3.06
Novo Nordisk A/S	2.99
Taiwan Semiconductor Manufacturing Co Ltd	2.96
ICON PLC	2.75
RELX PLC	2.64
Techtronic Industries Co Ltd	2.57
CGI Inc	2.31
LVMH Moet Hennessy Louis Vuitton SE	2.19

Holdings are subject to change and are not buy/sell recommendations.

Portfolio characteristics

Total number of holdings	64
Weighted avg mkt cap	\$129,735 million

Asset mix

Intl Common Stock	88.63
Dom Common Stock	9.83
Cash	1.54

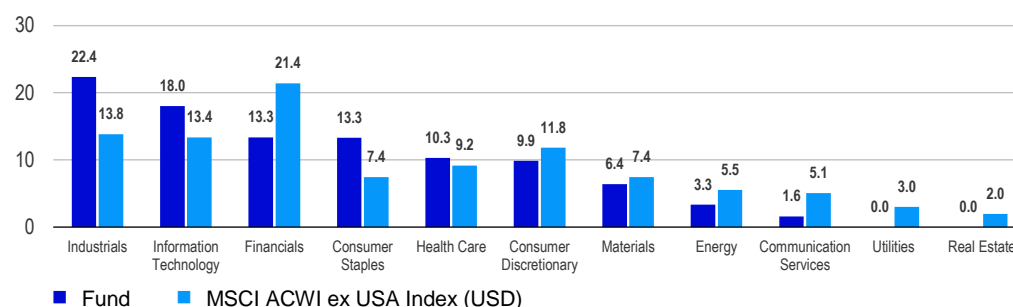
What this fund does

The fund seeks long-term growth of capital by investing in large- and mid-cap, high-quality growth companies in developed and emerging markets that offer an attractive combination of earnings growth, quality, and valuation characteristics (EQV).

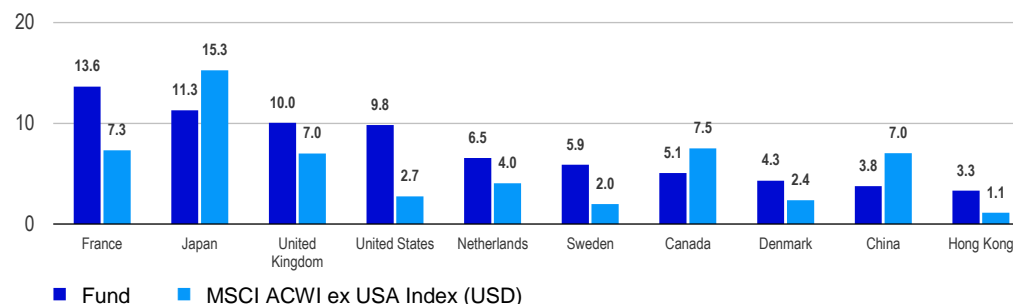
Fund overview (as of 03/31/24)

Fund objective	The fund seeks long-term growth of capital.
Total net assets	\$2,867.24 million
Distribution frequency	Yearly
Morningstar category	Foreign Large Growth
Portfolio managers	Brently Bates, Mark Jason, Mark McDonnell, Michael Shaman, Richard Nield
Annual turnover (as of 10/31/23)	32%

Sector breakdown (% of total net assets)



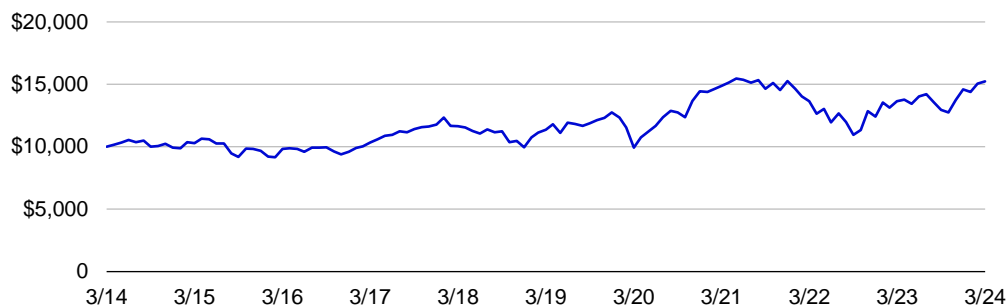
Top countries (% of total net assets)



Performance of a \$10,000 investment (\$)

Class A shares at NAV (March 31, 2014 – March 31, 2024)

■ Invesco EQV International Equity Fund Class A at NAV: \$15,232



Fund statistics fund vs. index

	3 years	5 years
Alpha (%)	-0.95	0.21
Beta	1.02	0.98
R-squared	0.91	0.93
Sharpe ratio	-0.11	0.22
Tracking error	5.27	4.71
Up capture (%)	102.92	101.43
Down capture (%)	105.05	100.41
	Fund	Index
3-Year standard deviation	17.55	16.42

Expense ratios

	% net	% total
Class A	1.27	1.27
Class R6	0.86	0.86
Class Y	1.02	1.02

Per the current prospectus.

Standardized performance (%) as of March 31, 2024

		YTD	3 month	1 Year	3 Year	5 Year	10 Year	Since Inception
Class A shares inception: 04/07/92	NAV	4.29	4.29	11.50	0.80	6.02	4.30	7.02
	Max. Load 5.5%	-1.45	-1.45	5.38	-1.08	4.83	3.71	6.83
Class R6 shares inception: 09/24/12	NAV	4.40	4.40	11.94	1.20	6.46	4.73	5.99
Class Y shares inception: 10/03/08	NAV	4.32	4.32	11.79	1.04	6.28	4.56	6.37
MSCI ACWI ex USA Index (USD)		4.69	4.69	13.26	1.94	5.97	4.25	-
Total return ranking vs. Morningstar Foreign Large Growth category (Class A shares at NAV)		-	-	60% (221 of 407)	47% (152 of 383)	70% (222 of 330)	79% (183 of 226)	-

Calendar year total returns (%)

	2014	2015	2016	2017	2018	2019	2020	2021	2022	2023
Class A shares at NAV	-0.10	-2.60	-0.88	22.63	-15.34	27.95	13.36	5.52	-18.53	17.53
MSCI ACWI ex USA Index (USD)	-3.87	-5.66	4.50	27.19	-14.20	21.51	10.65	7.82	-16.00	15.62

Performance quoted is past performance and cannot guarantee comparable future results; current performance may be lower or higher. Visit [invesco.com](https://www.invesco.com) for the most recent month-end performance. Performance figures reflect reinvested distributions and changes in net asset value (NAV). Investment return and principal value will vary so that you may have a gain or a loss when you sell shares. Returns less than one year are cumulative; all others are annualized. Index source: RIMES Technologies Corp. Had fees not been waived and/or expenses reimbursed in the past, returns would have been lower. Performance shown at NAV does not include the applicable front-end sales charge, which would have reduced the performance.

• On February 28, 2022, Invesco International Growth Fund was renamed Invesco EQV International Equity Fund. Please see prospectus for more information.

Class Y and R6 shares have no sales charge; therefore performance is at NAV. Class Y shares are available only to certain investors. Class R6 shares are closed to most investors. Please see the prospectus for more details.

Asset allocation/diversification does not guarantee a profit or eliminate the risk of loss.

The MSCI All Country (AC) World Ex-U.S. Index is an index considered representative of developed and emerging market stock markets, excluding the US. The index is computed using the net return, which withholds applicable taxes for non-resident investors. An investment cannot be made directly in an index.

About Risk

The fund may use leverage to seek to enhance income, which creates the likelihood of greater volatility of the fund's shares and may also impair the ability to maintain its qualification for federal income tax purposes as a regulated investment company.

Derivatives may be more volatile and less liquid than traditional investments and are subject to market, interest rate, credit, leverage, counterparty, and management risks. An investment in a derivative could lose more than the cash amount invested.

Environmental, Social and Governance (ESG) considerations may vary across investments and issuers, and not every ESG factor may be identified or evaluated for investment. The Fund will not be solely based on ESG considerations; therefore, issuers may not be considered ESG-focused companies. ESG factors may affect the Fund's exposure to certain companies or industries and may not work as intended. The Fund may underperform other funds that do not assess ESG factors or that use a different methodology to identify and/or incorporate ESG factors. ESG is not a uniformly defined characteristic and as a result, information used by the Fund to evaluate such factors may not be readily available, complete or accurate, and may vary across providers and issuers. There is no guarantee that ESG considerations will enhance Fund performance.

The risks of investing in securities of foreign issuers, including emerging markets, can include fluctuations in foreign currencies, political and economic instability, and foreign taxation issues.

The performance of an investment concentrated in issuers of a certain region or country is expected to be closely tied to conditions within that region and to be more volatile than more geographically diversified investments.

Growth stocks tend to be more sensitive to changes in their earnings and can be more volatile.

The Fund's value may be affected by changes in the stock markets. Stock markets may experience significant short-term volatility and may fall or rise sharply at times. Adverse events in any part of the equity or fixed-income markets may have unexpected negative effects on other market segments. Different stock markets may behave differently from each other and U.S. stock markets may move in the opposite direction from one or more foreign stock markets.

Stocks of medium-sized companies tend to be more vulnerable to adverse developments, may be more volatile, and may be illiquid or restricted as to resale.

Preferred securities may include provisions that permit the issuer to defer or omit distributions for a certain period of time, and reporting the distribution for tax purposes may be required, even though the income may not have been received. Further, preferred securities may lose substantial value due to the omission or deferment of dividend payments.

The fund is subject to certain other risks. Please see the current prospectus for more information regarding the risks associated with an investment in the fund.

The investment techniques and risk analysis used by the portfolio managers may not produce the desired results.

This does not constitute a recommendation of any investment strategy or product for a particular investor. Investors should consult a financial professional before making any investment decisions.

Note: Not all products available at all firms. Financial professionals, please contact your home office.

The fund holdings are organized according to the Global Industry Classification Standard, which was developed by and is the exclusive property and service mark of MSCI Inc. and Standard & Poor's.

Alpha (cash adjusted) is a measure of performance on a risk-adjusted basis. **Beta** (cash adjusted) is a measure of relative risk and the slope of regression. **R-squared** is the percentage of a fund or security's movements that can be explained by movements in a benchmark index. **Sharpe Ratio** is a risk-adjusted measure calculated using standard deviation and excess return to determine reward per unit of risk. A higher Sharpe ratio indicates better risk-adjusted performance. **Standard deviation** measures a fund's range of total returns and identifies the spread of a fund's short-term fluctuations. **Tracking Error** is defined as the expected standard deviation of a portfolio's excess return over the benchmark index return. The **up and down capture** measures how well a manager was able to replicate or improve on periods of positive benchmark returns and how severely the manager was affected by periods of negative benchmark returns.

Morningstar

Source: ©2024 Morningstar Inc. All rights reserved. The information contained herein is proprietary to Morningstar and/or its content providers. It may not be copied or distributed and is not warranted to be accurate, complete or timely. Neither Morningstar nor its content providers are responsible for any damages or losses arising from any use of this information.

Past performance is no guarantee of future results. Open-end mutual funds and exchange-traded funds are considered a single population for comparison purposes. For factsheets that display Morningstar Star Ratings; Ratings are calculated for funds with at least a three year history. The overall rating is derived from a weighted average of three-, five- and 10- year rating metrics, as applicable, excluding sales charges and including fees and expenses. Had fees not been waived and/or expenses reimbursed currently or in the past, the Morningstar rating would have been lower. Ratings are as of the most recent quarter end and are subject to change every month. The top 10% of fund in a category receive five stars, the next 22.5% four stars, the next 35% three stars, the next 22.5% two stars and the bottom 10% one star. Ratings for other share classes may differ due to different performance characteristics.

Before investing, consider the Fund's investment objectives, risks, charges and expenses. Visit [invesco.com/fundprospectus](https://www.invesco.com/fundprospectus) for a prospectus/summary prospectus containing this information. Read it carefully before investing.