



Yoshihiko Kawashima
Head of ESG, Asia ex Japan



Norbert Ling
ESG Credit Portfolio Manager,
Invesco Fixed Income

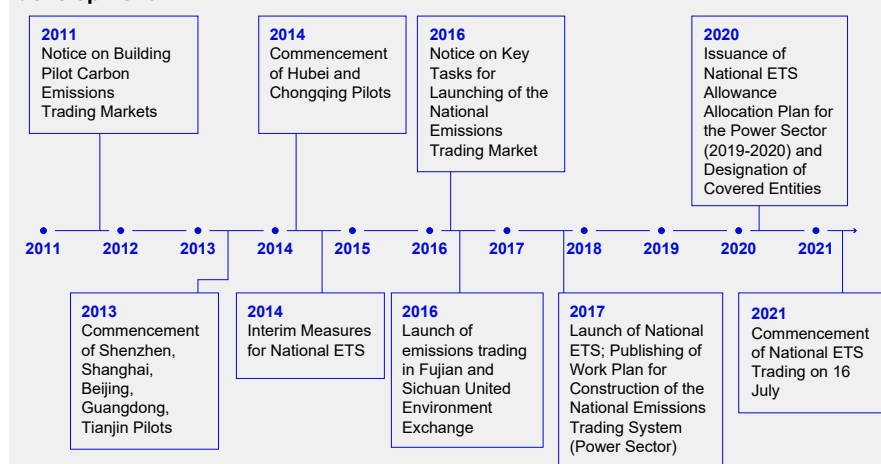


Lisa Tao
Credit Analyst, Invesco Fixed Income

What is the scheme about?

China's national carbon emissions trading scheme (ETS) was launched by the Ministry of Ecology and Environment (MEE) in mid-July and is the world's largest carbon market by volume.¹ Managed by the Shanghai Environment and Energy Exchange, it brings together eight municipal and provincial pilot schemes² that have been in effect since 2013 (see Chart 1).

Chart 1 - China's national ETS trading went live on 16 July after ten years of development



Source: International Energy Agency, SinoCarbon, Morgan Stanley Research

The first phase of the ETS covers 2,225 coal- and gas-fired power plants accounting for about 40% of national emissions. Participating companies are allocated a certain number of free emissions permits up to a set cap (a function of historical power and heat output, government-determined emission intensity benchmarks, and other adjustment factors).³ They can then either buy or sell allowances if their emissions remain below or exceed this cap.

Unlike the European Union's Emissions Trading System (EU ETS), the allocation of permits in China's ETS will be based on "carbon intensity" (see comparison in Table 1). This looks at the amount of emissions per unit of power generated rather than an absolute level of emissions.⁴ Some critics argue this may reduce the effectiveness of the scheme as absolute emissions can still increase as energy output increases. On the other hand, this model can ease concerns over constraints on economic growth that could result from reduced power consumption.

1. Explainer: How will China's new national carbon emissions trading scheme (ETS) work?, July 2021, <https://www.reuters.com/business/chinas-national-emissions-trading-scheme-ets-2021-07-14/>
2. China's ETS brings together pilot schemes in five municipalities (Beijing, Shanghai, Tianjin, Chongqing and Shenzhen) and three provinces (Hubei, Guangdong and Fujian).
3. Asia Summer School: China's National Emissions Trading Scheme Investor Presentation, Morgan Stanley, July 2021
4. China launches world's largest carbon market: but is it ambitious enough?, July 2021, <https://www.nature.com/articles/d41586-021-01989-7>

What are the implications of China's carbon emissions trading scheme?

Invesco Investment Insights

September 2021

Table 1 - Comparison between China's ETS and EU ETS

China's national ETS diverges from the EU ETS in sector coverage, allocation mechanism, etc.

Details	China National ETS	EU ETS
Year of Introduction	2021	2005
Sector Coverage	Power and heat generation; cement and electrolytic aluminum producers might follow by 2022	Power stations and other combustion plants ≥20MW, Oil refineries, Coke ovens, Iron and steel plants, Cement clinker, Glass, Lime, Bricks, Ceramics, Pulp, Paper and board, Aluminum, Petrochemicals, Aviation, Maritime Transport (to be included from 2023). Emissions trading for building and road transport to be introduced through separate but adjacent emissions trading
GHG Coverage	Verification guideline specifies that the ETS covers CO2 emissions, unclear as to whether this would be expanded to other GHGs in the future	CO2, N2O, PFC from aluminum production
Allocation Mechanism	Free allocation only	Primarily auctioning
Emissions Cap	No absolute cap nor declining emission targets; calculated as total of verified emissions across all covered entities	Absolute cap and declines annually. Phase 4 (2021-2030): 1,572mn tCO2 in 2021; annual Linear Reduction Factor to become 4.2%
Offsets	China Certified Emissions Reduction (CCERs) for offsetting up to 5% of verified emissions per year	Clean Development Mechanism (CDM) credits and Joint Implementation (JI) credits, subject to quantitative and qualitative limits; largely phased out in 2014
Compliance Obligation	Compliance obligation capped at 20% above verified emissions for coal power plants and at verified emissions for gas fired power plants	No cap of compliance obligations
Penalties	Entities which fail to surrender allowances as required would be subject to maximum penalties of Rmb 30,000. The shortfall needs to be surrendered; it would be deducted from the allocated allowances of the next year	Buy additional allowances from the market or pay a penalty €100/tCO2
Price Adjustment Mechanisms	Price volatility limited to 10% (or 30% for block trades) initially	Market Stability Reserve for reducing oversupply of ETS surplus

Source: MEE, International Carbon Action Partnership (ICAP), European Union, MS Research

In the future, the ETS is expected to expand to cover other sectors aside from power, including petrochemicals, chemicals, building materials, steel, nonferrous metals, paper, and domestic aviation.⁵ The way in which the government will choose to allocate carbon emissions quotas for other industries is still unknown.

China's Metallurgical Industry Planning and Research Institute (MPI) is currently working on several issues related to incorporating the steel industry into the ETS. To better understand the challenges domestic steel mills are facing and appeals they have, the MPI is soliciting opinions and suggestions in areas such as quota assignment, working mechanism testing, market inspection, and low-carbon standard system set-up.⁶

What is the expected impact?

We expect the short-term impact of the ETS to be quite limited as the aim is to enable a smooth transition from the earlier pilot schemes. The government needs to incentivize companies to reduce their carbon footprint without hurting the competitiveness of the overall industry or disrupting economic activities. As a result, we foresee that carbon prices will be low in the short run as compared to other schemes globally. However, it is worth noting that even when the EU ETS started in 2005, it faced teething issues. Emitters were encouraged to inflate their emissions due to a lack of reliable baseline data and carbon prices remained below expected levels (see Chart 2).⁷ The EU ETS is now widely regarded as a success and has resulted in a 3.8% reduction in total EU-wide emissions over the period between 2008 and 2016.⁸

5. China Emissions Trading System - A new dawn, August 2021, <https://www.schroders.com/en/syglobalassets/digital/insights/2021/08-august/china-ets/china-emissions-trading-system---a-new-dawn.pdf>

6. 生态环境部委托钢协开展钢铁行业碳排放权交易相关工作, June 2021, http://www.csteelnews.com/xwzx/jrrd/202106/t20210625_51667.html

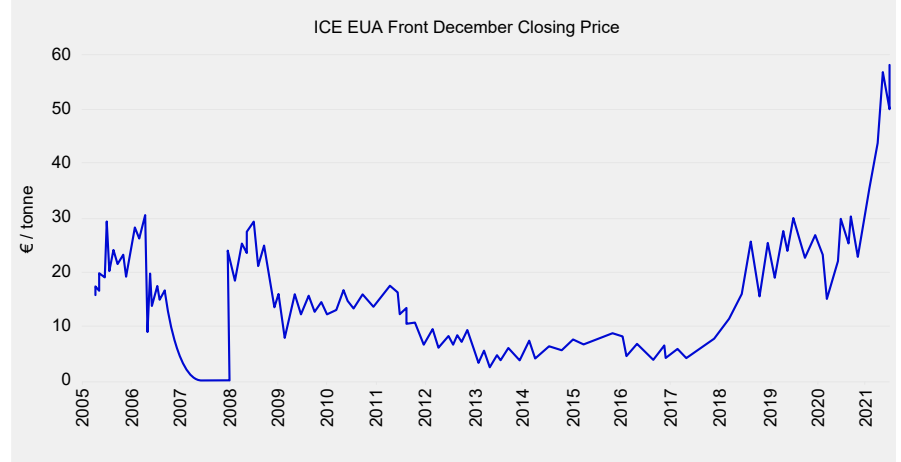
7. The European Union Emissions Trading System reduced CO2 emissions despite low prices, April 2020, <https://www.pnas.org/content/117/16/8804>

8. Ibid.

What are the implications of China's carbon emissions trading scheme?

Invesco Investment Insights
September 2021

Chart 2 - EUA hit record high of €58 in early July and rallied -57% YTD (as of 20 Jul)



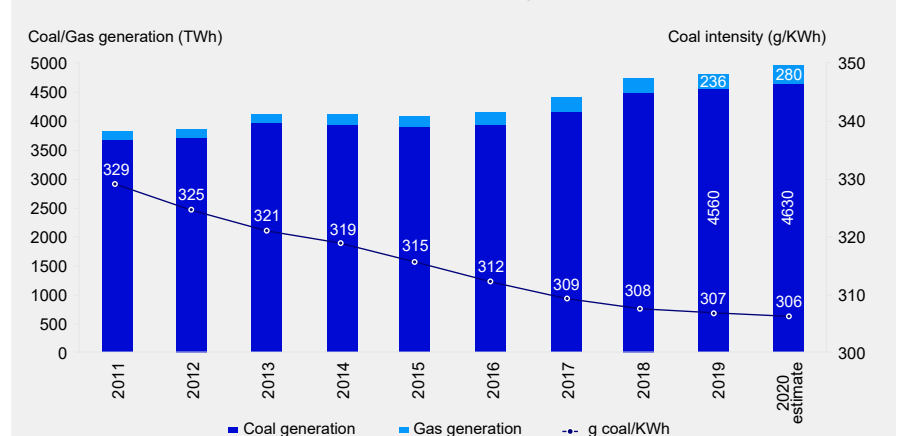
Source: Refinitiv Eikon, Morgan Stanley Research

In the long-term we believe China's ETS will end up looking more like the present-day EU ETS in that if a company does not reduce their carbon emissions, they may end up being heavily penalized. We believe big market leaders will be the biggest beneficiaries of the scheme at the outset, given that they have the resources and scale to comply, while smaller companies might have more difficulty meeting the carbon intensity benchmarks.

Historically, coal has played a key role in China's energy mix and accounts for about 60% of electricity generation.⁹ In the past decade, the emissions intensity of China's coal fleet has been declining as larger and more efficient coal-fired plants have replaced smaller older ones (see Chart 3). The Chinese government has also expanded the role of natural gas in different sectors. In 2021, major Chinese power generation companies announced plans to achieve peak carbon emissions by 2025 and to invest in renewables in a big way.

We believe that the ETS can help to phase out inefficient power generation sources using the approach of average carbon intensity as a metric. With its output-based allowance allocation design, the ETS will prompt more efficient coal-fired power generation. Units that achieve emissions intensities below the applicable benchmark can sell surplus allowances while those exceeding the benchmark would need to purchase them.¹⁰ We expect this can lead to an improvement in carbon intensity emissions among power plants in the short term. However, with the long-term aim to achieve carbon neutrality, China's ETS needs to offer greater incentives for power plants to switch from coal to renewable energy sources.

Chart 3 - Coal emissions intensity has been declining over time



Source: Refinitiv

9. Natural Gas Could Be the Bridge to Cleaner Energy, June 2021, <https://www.reuters.com/article/sponsored/natural-gas-bridge>

10. The Role of China's ETS in Power Sector Decarbonisation, April 2021, https://iea.blob.core.windows.net/assets/61d5f58d-4702-42bd-a6b6-59be3008ecc9/The_Role_of_China_ETS_in_Power_Sector_Decarbonisation.pdf

What are the implications of China's carbon emissions trading scheme?

Invesco Investment Insights

September 2021

The steel, cement, and aluminum sectors are responsible for the highest carbon emissions in China, accounting for 18%, 16% and 5% of total emissions, respectively. Large production cuts have already been announced for steel and aluminum that could cut 1-5% of production by FY21E.¹¹ The advent of the ETS could further tighten supply. One major impact of carbon trading across different materials, including steel, cement, and aluminum, will be steeper cost curves and supply cuts. Thus, more efficient producers will likely benefit. Given the higher carbon expenses for emissions exceeding the free quota, producers that emit more will likely move to the higher end of cost curves.¹² Regarding supply cuts, we expect such producers (whose actual carbon emissions exceed the allocated free quota), to face frequent supply disruptions as they aim to control their overall emissions.

What could hinder the scheme's development?

China's ETS currently has a flexible emissions cap that can fluctuate depending on the output and intensity benchmark of the power plant in question. This gives plants the incentive to outperform their benchmark by running more efficiently. However, these allowances can be adjusted and can also include a bonus for sites that operate infrequently, which could counter this efficiency incentive.¹³

In the current design, power generation companies in aggregate are still expected to be allowed to emit more than 4 billion tons of greenhouse gases in 2021. However, many expect the government to gradually tighten the quota in the coming years, and auction an increasing proportion of it, shifting away from the current approach of giving it away for free.¹⁴

From perspective of regulators, the challenge will be to balance incentivizing companies to adhere to the ETS while also ensuring they do not face too much of a financial burden. One major criticism of the scheme at present is the limited penalty for non-compliance or forged information at just 30,000 yuan.¹⁵ Companies will need allocate resources to change their business model and operating style to meet the new requirements. Affected companies may then compare the cost of compliance relative to paying the penalty.

Another challenge is the potential reputational risk companies may face by purchasing carbon allowances on the exchange. Stakeholders may view this as a signal that the firm's climate performance is below average, particularly given the more stringent ESG disclosure rules for publicly traded companies in recent months.¹⁶

What are the investment implications?

Despite some potential bumps along the road, we believe that the scheme is a step in the right direction. In our opinion it will be positive for international and domestic investors in the long-term as it provides a financial measure on national carbon emissions and rewards corporates for their efforts in carbon reduction. This is expected to enhance transparency as investors will be better able to quantify what the government and specific companies are doing to help China meet its sustainability targets. Large asset owners in developed markets such as the US and Europe are using carbon pricing to assess the true cost of carbon abatement. In the same way investors can use China's carbon pricing data to further assess how companies' capital expenditure is being spent toward climate change mitigation.

11. China Materials – Carbon Neutrality = Supply side reform 2.0?, March 2021, Macquarie Insights

12. Macquarie Insights, July 2021

13. Ibid.

14. In depth: China's huge carbon market off to sputtering start, Caixin, August 2021

15. In-depth Q&A: Will China's emissions trading scheme help tackle climate change?, June 2021, <https://www.carbonbrief.org/in-depth-qa-will-chinas-emissions-trading-scheme-help-tackle-climate-change>

16. China Issues New Requirements for ESG Disclosures, June 2021, <https://www.caixinglobal.com/2021-06-30/china-issues-new-requirements-for-esg-disclosures-101733964.html>

What are the implications of China's carbon emissions trading scheme?

Invesco Investment Insights
September 2021

Investment risks

The value of investments and any income will fluctuate (this may partly be the result of exchange rate fluctuations) and investors may not get back the full amount invested.

What are the implications of China's carbon emissions trading scheme?

Invesco Investment Insights

September 2021

Important information

This document is intended only for investors in Hong Kong, for Institutional Investors and/or Accredited Investors in Singapore, for certain specific sovereign wealth funds and/or Qualified Domestic Institutional Investors approved by local regulators only in the People's Republic of China, for certain specific Qualified Institutions and/or Sophisticated Investors only in Taiwan, for Qualified Professional Investors in Korea, for certain specific institutional investors in Brunei, for Qualified Institutional Investors and/or certain specific institutional investors in Thailand, for certain specific institutional investors in Malaysia, for certain specific institutional investors in Indonesia and for qualified buyers in Philippines for informational purposes only. This document is not an offering of a financial product and should not be distributed to retail clients who are resident in jurisdiction where its distribution is not authorized or is unlawful. Circulation, disclosure, or dissemination of all or any part of this document to any unauthorized person is prohibited.

This document may contain statements that are not purely historical in nature but are "forward-looking statements," which are based on certain assumptions of future events. Forward-looking statements are based on information available on the date hereof, and Invesco does not assume any duty to update any forward-looking statement. Actual events may differ from those assumed. There can be no assurance that forward-looking statements, including any projected returns, will materialize or that actual market conditions and/or performance results will not be materially different or worse than those presented.

All material presented is compiled from sources believed to be reliable and current, but accuracy cannot be guaranteed. Investment involves risk. Please review all financial material carefully before investing. The opinions expressed are based on current market conditions and are subject to change without notice. These opinions may differ from those of other Invesco investment professionals.

The distribution and offering of this document in certain jurisdictions may be restricted by law. Persons into whose possession this marketing material may come are required to inform themselves about and to comply with any relevant restrictions. This does not constitute an offer or solicitation by anyone in any jurisdiction in which such an offer is not authorized or to any person to whom it is unlawful to make such an offer or solicitation.

This document is issued in the following countries:

- in **Hong Kong** by Invesco Hong Kong Limited 景順投資管理有限公司, 41/F, Champion Tower, Three Garden Road, Central, Hong Kong. This document has not been reviewed by the Securities and Futures Commission.
- in **Singapore** by Invesco Asset Management Singapore Ltd, 9 Raffles Place, #18-01 Republic Plaza, Singapore 048619.
- in **Taiwan** by Invesco Taiwan Limited, 22F, No.1, Songzhi Road, Taipei 11047, Taiwan (0800-045-066)
Invesco Taiwan Limited is operated and managed independently