

**BSCO**

# Invesco BulletShares 2024 Corporate Bond ETF

As of March 31, 2023

**This marketing communication is for discussion purposes only and is exclusively for use by professional investors in Switzerland. It is not intended for and should not be distributed to, or relied upon, by the public.**



## Fund description

The Invesco BulletShares® 2024 Corporate Bond ETF (Fund) is based on the Nasdaq BulletShares® USD Corporate Bond 2024 Index (Index). The Fund will invest at least 80% of its total assets in corporate bonds that comprise the Index. The Index seeks to measure the performance of a portfolio of US dollar-denominated investment grade corporate bonds with maturities or effective maturities in 2024. The Fund does not purchase all of the securities in the Index; instead, the Fund utilizes a “sampling” methodology to seek to achieve its investment objective. The Fund and the Index are rebalanced monthly. The Fund has a designated year of maturity of 2024 and will terminate on or about Dec. 15, 2024. See the prospectus for more information.

The investment concerns the acquisition of units in a passively managed, index tracking fund and not in a given underlying asset.

## ETF Information

Fund Name	Invesco BulletShares 2024 Corporate Bond ETF
Fund Ticker	BSCO
CUSIP	46138J841
Intraday NAV	BSCOIV
30 Day SEC Unsubsidized Yield	5.26%
30 day SEC Yield	5.26%
Holdings	331
Management Fee	0.10%
Total Expense Ratio	0.10%
Effective duration (Yrs.)	1.17
Listing Exchange	Nasdaq

## Underlying Index Data

Index Provider	Invesco Indexing LLC
Index Name	Nasdaq BulletShares USD Corporate Bond 2024 Index
Index Ticker	BSCBO

## Fund inception: September 17, 2014

Not a Deposit Not FDIC Insured Not Guaranteed by the Bank May Lose Value Not Insured by any Federal Government Agency

Shares are not individually redeemable. Shares may be acquired from the Fund and tendered for redemption to the Fund in Creation and Redemption Units only, typically consisting of 150,000 Shares.

## Investment risks

For complete information on risks, refer to the legal documents. The value of investments and any income will fluctuate (this may partly be the result of exchange rate fluctuations) and investors may not get back the full amount invested.

There are risks involved with investing in ETFs, including possible loss of money. Shares are not actively managed and are subject to risks similar to those of stocks, including those regarding short selling and margin maintenance requirements. Ordinary brokerage commissions apply. The Fund's return may not match the return of the Underlying Index. The Fund is subject to certain other risks. Please see the current prospectus for more information regarding the risk associated with an investment in the Fund.

During periods of reduced market liquidity or in the absence of readily available market quotations for the holdings of the Fund, the ability of the Fund to value its holdings becomes more difficult and the judgment of the Sub-Adviser may play a greater role in the valuation of the Fund's holdings due to reduced availability of reliable objective pricing data.

The Fund currently intends to effect creations and redemptions principally for cash, rather than principally in-kind because of the nature of the Fund's investments. As such, investments in the Fund may be less tax efficient than investments in ETFs that create and redeem in-kind.

Investments focused in a particular sector, such as financials, are subject to greater risk, and are more greatly impacted by market volatility, than more diversified investments.

If interest rates fall, it is possible that issuers of callable securities will call or prepay their securities before maturity, causing the Fund to reinvest proceeds in securities bearing lower interest rates and reducing the Fund's income and distributions.

Interest rate risk refers to the risk that bond prices generally fall as interest rates rise and vice versa.

During the final year of the Fund's operations, as the bonds mature and the portfolio transitions to cash and cash equivalents, the Fund's yield will generally tend to move toward the yield of cash and cash equivalents and thus may be lower than the yields of the bonds previously held by the Fund and/or bonds in the market.

Income generated from the Fund is based primarily on prevailing interest rates, which can vary widely over the short- and long-term. If interest rates drop, the Fund's income may drop as well. During periods of rising interest rates, an issuer may exercise its right to pay principal on an obligation later than expected, resulting in a decrease in the value of the obligation and in a decline in the Fund's income.

An issuer may be unable or unwilling to meet interest and/or principal payments, thereby causing its instruments to decrease in value and lowering the issuer's credit rating.

An issuer's ability to prepay principal prior to maturity can limit the Fund's potential gains. Prepayments may require the funds to replace the loan or debt security with a lower yielding security, adversely affecting the Fund's yield.

Unlike a direct investment in bonds, the Fund's income distributions will vary over time and the breakdown of returns between Fund distributions and liquidation proceeds are not predictable at the time of investment. For example, at times the Fund may make distributions at a greater (or lesser) rate than the coupon payments received, which will result in the Fund returning a lesser (or greater) amount on liquidation than would otherwise be the case. The rate of Fund distribution payments may affect the tax characterization of returns, and the amount received as liquidation proceeds upon Fund termination may result in a gain or loss for tax purposes.

The Fund's use of a representative sampling approach will result in its holding a smaller number of securities than are in the underlying Index, and may be subject to greater volatility.

The risks of investing in securities of foreign issuers, including emerging market issuers, can include fluctuations in foreign currencies, political and economic instability, and foreign taxation issues.

## About the index

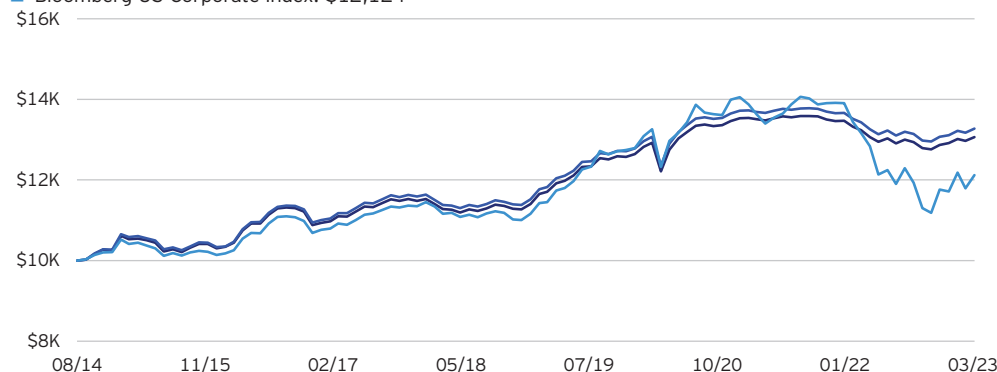
Index returns do not represent Fund returns. An investor cannot invest directly in an index.

Neither the underlying Index nor the benchmark indexes charge management fees or brokerage expenses, and no such fees or expenses were deducted from the performance shown; nor do any of the indexes lend securities, and no revenues from securities lending were added to the performance shown. In addition, the results actual investors might have achieved would have differed from those shown because of differences in the timing, amounts of their investments, and fees and expenses associated with an investment in the Fund.

**Past performance does not predict future returns.**

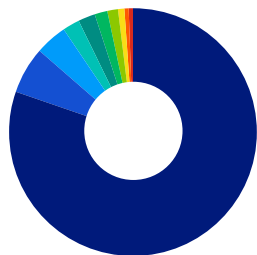
## Growth of \$10,000

- Invesco BulletShares 2024 Corporate Bond ETF: \$13,066
- Nasdaq BulletShares USD Corporate Bond 2024 Index: \$13,272
- Bloomberg US Corporate Index: \$12,124



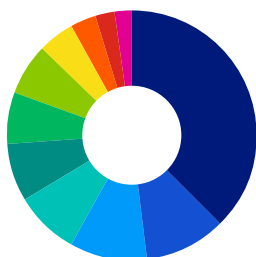
Data beginning Fund Inception and ending March 31, 2023. Fund performance shown at NAV.

## Geographic allocation (%)



United States	79.92
Canada	6.14
United Kingdom	4.09
Japan	2.40
Switzerland	2.13
Ireland	1.52
France	1.47
Netherlands	0.90
Spain	0.46
Germany	0.46

## Sector allocation (%)



Financials	37.71
Health Care	10.37
Information Technology	10.20
Energy	8.21
Industrials	7.46
Consumer Staples	6.87
Consumer Discretionary	6.56
Communication Services	4.79
Utilities	3.31
Real Estate	2.33
Materials	2.20

## Performance as at March 31, 2023

Performance (%)	YTD	1Y	3Y	5Y	10Y	Fund Inception
ETF - NAV	1.20	0.02	2.27	3.02	-	3.18
ETF - Market Price	1.25	0.02	2.17	3.02	-	3.20
Underlying Index	1.24	0.09	2.41	3.15	-	3.37
Benchmark <sup>1</sup>	3.50	-5.55	-0.54	1.62	2.32	2.28

### Calendar year performance (%)

	2022	2021	2020	2019	2018	2017	2016	2015	2014	2013
ETF - NAV	-4.13	-0.50	7.04	10.86	-1.07	5.41	6.14	0.63	-	-
Underlying Index	-4.04	-0.42	7.31	11.01	-1.01	5.71	6.51	0.62	-	-
Benchmark <sup>1</sup>	-15.76	-1.04	9.89	14.54	-2.51	6.42	6.11	-0.68	-	-

### Standardised rolling 12 month performance (%)

	03.13	03.14	03.15	03.16	03.17	03.18	03.19	03.20	03.21	03.22
ETF	-	-	2.17	3.46	1.79	5.94	2.60	10.42	-2.95	0.12
Benchmark <sup>1</sup>	-	-	1.67	3.65	1.72	5.93	2.62	10.58	-2.96	0.09

<sup>1</sup>The Bloomberg U.S. Corporate Index is an unmanaged index considered representative of fixed-rate investment-grade taxable bond debt.

Returns less than one year are cumulative. Performance data quoted represents past performance. Past performance is not a guarantee of future results. Market returns are based on the midpoint of the bid/ask spread at 4 p.m. ET, in USD, and do not represent the returns an investor would receive if shares were traded at other times. Fund performance reflects fee waivers, absent which, performance data quoted would have been lower. Returns may increase or decrease as a result of currency fluctuations.

### Top ETF holdings (%)

Name	Coupon	Maturity	Weight
AbbVie Inc	2.60	Nov 21, 2024	1.13
AerCap Holdings NV	1.65	Oct 29, 2024	0.95
Morgan Stanley	3.88	Apr 29, 2024	0.93
Morgan Stanley	3.70	Oct 23, 2024	0.92
Goldman Sachs Group Inc/The	4.00	Mar 03, 2024	0.92
Bank of America Corp	4.20	Aug 26, 2024	0.92
JPMorgan Chase & Co	3.88	Sep 10, 2024	0.92
Boeing Co/The	1.43	Feb 04, 2024	0.90
Credit Suisse Group AG	3.63	Sep 09, 2024	0.85
T-Mobile US Inc	7.13	Jun 15, 2024	0.80

Please see the website for complete holdings information. Holdings are subject to change. Cash is excluded from the credit rating quality allocations table below.

### Credit ratings (%)

AAA	2.78
AA	17.46
A	42.18
BBB	37.59

### Maturity (%)

2024	99.62
2026	0.16
2029	0.22

### Important information

This marketing communication is for discussion purposes only and is exclusively for use by professional investors in Switzerland. It is not intended for and should not be distributed to, or relied upon, by the public.

By accepting this document, you consent to communicating with us in English, unless you inform us otherwise.

Costs may increase or decrease as result of currency and exchange rate fluctuations. Consult the legal documents for further information on costs.

This is marketing material and is not intended as a recommendation to buy or sell any particular asset class, security or strategy. Regulatory requirements that require impartiality of investment/investment strategy recommendations are therefore not applicable nor are any prohibitions to trade before publication.

This material should not be considered financial advice. Persons interested in acquiring the product should inform themselves as to (i) the legal requirements in the countries of their nationality, residence, ordinary residence or domicile; (ii) any foreign exchange controls and (iii) any relevant tax consequences.

Any calculations and charts set out herein are indicative only, make certain assumptions and no guarantee is given that future performance or results will reflect the information herein.

Nasdaq BulletShares® USD High Yield Corporate Bond Indexes are trademarks of Invesco Indexing LLC (index provider) and have been licensed for use by Invesco Capital Management LLC (investment adviser). Invesco Indexing LLC, Invesco Capital Management LLC, and Invesco Distributors, Inc. are wholly owned, indirect subsidiaries of Invesco Ltd.

The Global Industry Classification Standards was developed by and is the exclusive property and a service mark of MSCI, Inc. and Standard & Poor's.

Typically, security classifications used in calculating allocation tables are as of the last trading day of the previous month.

For the full objectives and investment policy please consult the current prospectus.

**Switzerland**

The offer of the Fund in Switzerland is directed at professional clients, excluding high-net-worth-individuals or their private investment structure with an opting-out as per Art.5 para 1 FinSA, and at retail clients with a portfolio management or advisory relationship with a financial intermediary pursuant to Article 10(3ter) CISA.

This document has been communicated in Switzerland by Invesco Asset Management (Schweiz) AG, Talacker 34, 8001 Zurich, Switzerland.