



PowerShares DB Commodity Index Tracking Fund
Statements of Operations (unaudited)

	For the Period February 1, 2013 through February 28, 2013	Year to Date
Income		
Interest Income, net	\$ 388,779	\$ 834,483
Expenses		
Management fee	4,588,923	9,476,305
Brokerage commissions and fees	86,899	169,888
Total expenses	4,675,822	9,646,193
Net investment income (loss)	(4,287,043)	(8,811,710)
Net Realized and Net Change in Unrealized Gain (Loss) on United States Treasury Obligations and Futures		
Net Realized Gain (Loss) on		
United States Treasury Obligations	472	472
Futures	45,524,024	81,517,016
Net Realized Gain (Loss)	45,524,496	81,517,488
Net Change in Unrealized Gain (Loss) on		
United States Treasury Obligations	(224,866)	(366,234)
Futures	(366,827,888)	(219,085,539)
Net Change in Unrealized Gain (Loss)	(367,052,754)	(219,451,773)
Net realized and net change in unrealized gain (loss) on United States Treasury Obligations and Futures	(321,528,258)	(137,934,285)
Net Income (Loss)	\$ (325,815,301)	\$ (146,745,995)

To the best of the knowledge and belief of the undersigned, the information contained in this report is accurate and complete.


 Martin Kremenstein
 Chief Executive Officer
 DB Commodity Services LLC


 Michael Gilligan
 Chief Financial Officer
 DB Commodity Services LLC

PowerShares DB Commodity Index Tracking Fund
Unaudited Statement of Changes in Shareholders' Equity
Period From February 1, 2013 to February 28, 2013


	General Shares		Shares		Total Shareholders' Equity (Deficit)
	Shares	Total Equity (Deficit)	Shares	Total Equity (Deficit)	
Balance at February 1, 2013	40	\$ 1,138	247,400,000	\$ 7,036,301,544	\$ 7,036,302,682
Sale of Shares			6,000,000	168,682,240	168,682,240
Redemption of Shares			(1,800,000)	(49,901,550)	(49,901,550)
Net Income (Loss)					
Net investment income (loss)		(1)		(4,287,042)	(4,287,043)
Net realized gain (loss) on United States Treasury Obligations and Futures		7		45,524,489	45,524,496
Net change in unrealized gain (loss) on United States Treasury Obligations and Futures		(59)		(367,052,695)	(367,052,754)
Net Income (Loss)		(53)		(325,815,248)	(325,815,301)
Balance at February 28, 2013	40	\$ 1,085	251,600,000	\$ 6,829,266,986	\$ 6,829,268,071

Net Asset Value per share

General shares (40 shares)	\$ 27.13
Shares (251,600,000 shares)	\$ 27.14



 Martin Kremenstein
 Chief Executive Officer
 DB Commodity Services LLC



 Michael Gilligan
 Chief Financial Officer
 DB Commodity Services LLC